

Front cover: Craft "Frog's Chorus"

The rainy season is around the corner. It is about this time of year we hear "Frog's Chorus" song. All the frogs with hydrangea inspired umbrellas are singing happily with their mouths open wide.

This bright artwork really pops from the page; you can almost feel the musical rhythm. If you listen carefully on a rainy day, you can hear so many different splashes and flows. What sound did these little frogs hear?

Expanding future possibilities

# Hirakû

9

Please share  
your ideas!

"Hiraku" provides useful information  
and the latest news related to  
English and childhood education.

- Your recent interests
- Topics you want us to cover
- New content etc etc...

If you have ideas to contribute,  
please share these with us!

"Hiraku" Editorial Department  
TEL : 06-6135-0150  
Mail : hiraku@kinderkids.ed.jp



Hirakû

Published in  
May 2020 Vol.9  
Next issue is  
planned to come  
at the end of July

Kinder Kids Inc.  
TEL : 06-6135-0150  
Pulala Tenma 2F, 3-1 Ikeda-cho,  
Kita-ku, Osaka-shi, Osaka. 530-0033  
[www.kinderkids.com](http://www.kinderkids.com)

Reading aloud is great for a child's brain development!  
Interview - Successful Examinees File 003    Staff Spotlight  
How to make Decoration Rolled Sushi 2



Reading aloud is great for a child's brain development!



## What kind of play do your children engage in at home?

In recent years, with the development and spread of various digital media, there have been many opportunities to use smartphones and tablets during child rearing and education. Do you find yourself constantly staring at your smartphone? Where fun and interesting sounds and visuals flow one after another, children are often passive and thinking less. We are also faced with the challenge of children with little life experience being exposed to fantastical virtual realities and not grasping real life. It is an important time to form connections in the brain and develop the mind so I recommend you encourage children to play with toys and don't only show videos. In this column, we are going to talk about reading aloud.



## Picture books for children

For a child, a picture book is like a toy filled with imaginative possibilities. Animals, magic, the universe, the future and the past. Each time they turn the page, a new world that they've never known opens up in front of them. Young children enjoy the simple pleasures of reading, looking at the pictures, humming rhythmical words, enjoying changes in the voices and expressions of speech, and being excited by the stories' developments. Reading aloud allows children to connect with the world and society they are encountering for the first time and it's an exciting and irreplaceable play experience. However, no matter how good the picture book is or how well a child can read it, it is so much more enjoyable when shared and expanded upon by adults.



## Feature Story

### Multiple benefits from reading aloud.

- Rich vocabulary
  - Emotional understanding
  - Diverse world views
  - Knowledge
  - Wisdom
  - Forming relationships
  - Imagination
  - Rules of the world
  - Expressive ability
- , etc.

Children are able to relax when listening to stories read aloud. They feel free to think about their imaginary world. Together with the characters in the story, it is an opportunity to experience various feelings such as joy, sadness and regret, and to understand the pain and emotions of others. These experiences nurture emotional understanding and develop their minds. Reading aloud is much more important than we adults think. Now that we are in the midst of digitalization, and increased exposure to easy-to-digest media, reading aloud is even more important to help build the foundation of an inquiring and creative mind.






## The key to reading!

Children will be able to interact more easily with the world shown in the story when it's read in a warm voice.

- Being held in someone's arms or on one's knees
- Being close and sharing their feelings
- Sense the movement of their mind from their expression and conversation Adjust the speed to a pace that the child enjoys
- You can repeat your child's scenes



**What should we do?**

We ask Kinder Kids Teacher, Naoko!

If they're not interested in picture books!

If you emphasize your enjoyment of reading, your child may become interested and want to read with you.

They turn pages and look away while reading!

In that case, you can skip the reading according to your child's pace and talk when your child seems to lose focus on the story.



Many advantages!



Through reading aloud, you can share and empathize with other people's emotions. In the future this exposure will help to build foundations for forming meaningful, positive relationships. If children become familiar with picture books from an early age, it will promote good reading habits and aid their growth into independent people who can consider and solve problems.



Kinder Kids students' favorite picture books

TOP 5

Kinder Plus "Recommended Picture Books" Ranking! 2019

"Recommended picture books" features books that have been popular favorites for a long time such as "Swimmy" and "The Rainbow Fish". These books are often handed down or given as presents by older brothers or sisters. Check out the "Recommended picture books" and we hope you can find your child's favorite!

### 1 "Maisy Goes Shopping" Lucy Cousins / Author Candlewick

A series of picture books by a British author, Lucy Cousins. It has been translated into many languages and loved in numerous countries.  
**Story** Charley and our favorite mouse make a trip to the grocery store to buy lots of goodies ...

### 2 "Doctor Maisy" Lucy Cousins / 文・絵 Candlewick

We've heard that after reading this book, children have felt more at ease and were able to see the doctor without crying.  
**Story** When Maisy was playing doctor with her friend, Maisy actually got hurt ...

### 2 "The Wheels on the Bus" Annie Kubler / 文・絵 Childs Play Intl Ltd

This book is easy to read for moms and dads who are not very familiar with English. It's even more fun to act like a bus driver and read rhythmically with gestures.  
**Story** The wheels on the bus go round and round, round, round and ...

### 3 "Maisy Cleans Up" Lucy Cousins / 文・絵 Candlewick

This is a collection of simple but useful English. Children can learn phrases about cleaning and organization in a fun way.  
**Story** Maybe this can make cleaning fun for children!?

### 4 "Big Pumpkin" Erica Silverman / 文 S.D. Schindler / 絵 Aladdin

Even though it's large, the details are carefully drawn. With humorous characters and repetition, children are always drawn into this picture book.  
**Story** The witch has grown the biggest pumpkin ever and the ghosts try to move it but ...



www.kinder-plus.com



## Entrant

### Y.M <ん

|           |                                       |               |    |
|-----------|---------------------------------------|---------------|----|
| School    | Osaka                                 | Grade at exam | k3 |
| Test date | January 2020 (The third exam in 2019) |               |    |
| Grade     | Pre-2                                 |               |    |



#### How I studied

At home I studied past questions several times. When I encounter a word that I don't know or a difficult word, I made a rule for myself that I can make up my own sense of meaning by combining it with surrounding sentences. This way I can enjoy working on it.

#### How I studied Vocabulary

I've been taught by my teacher how important it is to memorize words since I was in K1 so I memorized words with word cards, sight word sumo and writing games. Through these games I was able to enjoy learning new words.

#### How I studied Writing

I liked reading English picture books that I was interested in and was reading on a daily basis. When I worked on my journal, or weekly homework, I used a dictionary that I had practiced with enough to be able to use on my own.

#### How I understood the questions

Instead of just sticking to studying English, I also tried to learn new things while working on past questions.

If ever a sports name or a country name that I have never heard comes up, I will try to research it and broaden my knowledge.

#### Family Support

I supported him to be able to enjoy studying. I try to keep it simple when I have to explain some difficult questions but if he shows an interest in a question, I explain in some detail. For the journal homework, I helped him so he could write what he wanted to write.

#### What do you like about Kinder Kids!

Kinder Kids teachers showed me that English is fun. The teacher's sound advice, and the accumulation of information learned in lessons really helped me a lot.

#### Next Goal

This success gives me a sense of accomplishment. I am aiming to Pass Grade 2.

\*Refer to group test site results

### Our overall results

### Kinder Kids

|                         |                                       |                             |        |
|-------------------------|---------------------------------------|-----------------------------|--------|
| Test date               | January 2020 (The third exam in 2019) | Test takers                 | K3     |
| Passing rate of Grade 3 | 88%                                   | Passing rate of Grade Pre-2 | 1 / 8名 |



Questionnaire conducted by: General Research Ltd. Survey period: February 22-25, 2019  
 Survey method: Internet Survey summary: Comparison of services offered by 10 English focused pre-schools  
 Survey participants: 1048 Japanese adults M/F aged 20-50

## Let's draw a pattern in the umbrella.

There are all kinds of patterns in daily life, lines, figures, letters of the alphabet, flowers, plants, creatures, food, rain, stars, and so on, that add color to our lives. Children are good at drawing patterns. After drawing the first and continuing to draw more and more, a rhythm will be created and a fun pattern can be created easily. Draw patterns on the umbrella while chatting with your child about the sound of rain, drops falling, puddles ... and other aspects of the rain, as well as their favorite things. Now, what does the umbrella look like?





Interview

# Osaka Bay

**School**  
Osaka Bay Manager  
Hiromi Seyama



# Staff Spotlight



Interview

# Shinagawa

**School**  
Shinagawa School Manager  
Juri Duboue Abe



Behind-the-scenes story

Recently I met one of my students for the first time in a while in Grad Club. It was nice to see students I'd seen growing up while they were at Kinder Kids for 5 years until their graduation. I remember looking at them and thinking how much they have matured since graduation then the next thing I've heard is one saying to their parents "we are so glad that we learned English at Kinder Kids!". I felt that my efforts over the past 10 years had paid off. I could feel those students had grown up a lot by being able to express their gratitude to their parents. This is one of the treasures I have gained through this work.



8F Bay Tower East, 1-2-2,  
Benten, Minato-ku, Osaka-shi,  
Osaka

It is a convenient location that is close to Shinagawa Station and is located on the premises of Shinagawa Prince Hotel. It can be accessed by train or car. Although it is located in such an urban area, our school is surrounded by a quiet and calm atmosphere. In addition, there are many parks in the surrounding area, each with its own unique characteristics, and the energetic children look forward to when the teacher says, "Which park do you want to go to?". What we always value is communication. When I go to the park with my students, we ask them where they want to go first. We respect their opinion as they know each park's features. Mainly focusing on the growth of children, we strive to improve communication among parents, teachers and staff, and to create a better environment for children to grow healthy in mind, body and spirit. I think Kinder Kids have an educational environment to develop the skills needed in a global society. Through one day's activities, children learn a lot by playing with friends of different ages.



Our children learn to have consideration for others by being involved with friends, internationally minded teachers and staff, and develop the ability to convey their thoughts and feelings to others. All of our staff aim to nurture children's confidence in themselves and their ability to play an active role in the world.

Behind-the-scenes story

When I was talking with elementary school teachers, they told me that a Kinder Kids' graduate gave a speech in English in front of all the children and they told us how great it was. Speech contests not only require your English level, but also your imaginative and expressive skills. I learned that students are doing their best by demonstrating the strengths that they have learnt in Kinder Kids and that was a very rewarding feeling.




1F Shinagawa-Prince-  
Residence, 4-10-31 Takanawa,  
Minato-ku, Tokyo



Laughing Leopard


## Let's make a phonics cartoon.

Let's enjoy the world of four-cell manga with your children using a phonics character! In the manga, there is a leopard girl who is always energetic and steady and an octopus boy who has an interest in various things and likes a challenge. What are they talking about? Choose from the following three lines to complete the cartoon.



Orange Octopus

⌈ Rain leak ⌋



「Why so many?」  
「Can you hold this?」  
「The roof is leaking.」



A fun dish for children and adults

## How to make Decoration Rolled Sushi


2



### “ Frog ”

We will introduce frog sushi rolls that are great for lunch on a rainy day. It's easy to make with cheese kamaboko and cucumber. Change the expression of the frog's eyes as you like!

Recipe by Ms. Ninomiya who works in Kobe Seaside's kitchen. She holds a Level 1 instructors certification for sushi from JSIA (Japan Sushi Instructors Association).



### Ingredients

- 80g + 100g of Seasoned sushi rice (with vinegar)
- 3.7 g of Seasoned powder (Aona Furikake)
- 3 sheets of dried seaweed (for hand rolling)
- 2 Sticks of cheese kamaboko (10cm each)
- 5 sticks of cucumber that has cut in a half (10 cm each)



### Preparation

- Mix the seasoned sushi rice (with vinegar) and seasoned powder
- Wrap the cucumber with the dried seaweed that has been cut in half
- Cut into half of the dried seaweed that was used in Step 2 and wrap the cheese kamaboko
- On one of the sheets of dried seaweed, put the sushi rice made in step 1, and put the cucumber that is prepared in step 2 and roll it over everything
- Spread half of the sushi rice on the rest of the sheet of dried seaweed
- Place the 2 sticks of cheese kamaboko on the rice prepared in Step 5, and make sure to leave the space of 1 cm and fill the gap with the rice
- Put the roll prepared in Step 4 on the rice prepared in step 6
- Place the rest of the sushi rice on both sides of the cucumber sushi roll, arrange the line and roll it entirely
- Cut it to round slices and place the eyes of the frog made with sushi seaweed on it



Add the frog's eyes using a toothpick.



### Tips on how to cut neatly.

Wet the entire knife blade with water. Every time you cut it, just wipe it off with a damp cloth and wet it again with water. You can cut cleanly!